



## 188681 FLAT GARNET MATT

8mm 7,5x30 cm./3x11.8in. • M874

### Información Técnica / Technical Information

Icona	Test	Norma	Risultato
	DIMENSIONS	UNE EN ISO 10545-2	± 0,5%
	WATER ABSORPTION	UNE EN ISO 10545-3	E > 10%
	CHEMICAL RESISTANCE	UNE EN ISO 10545-13	GA
	FLATNESS	UNE EN ISO 10545-2	± 0,5%
	SCRATCH HARDNESS	UNE EN 67-101	4
	CRAZING RESISTANCE	UNE EN ISO 10545-11	CUMPLE / ACCOMPLISH
	RESISTANCE TO STAINS	UNE EN ISO 10545-14	5
	BREAKING STRENGTH	UNE EN ISO 10545-4:9	>12 N/MM2
	BREAKING STRENGTH	UNE EN ISO 10545-4	>600 N

### Embalaje / Packing


44.44	22	7.92	17.46	125	0.5	61.88

### Usos / Uses

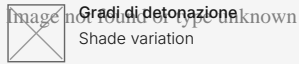
NO	NO	✓	NO	NO	NO	NO	✓	NO	✓	NO	NO

C = CONSULTAR / CONSULT

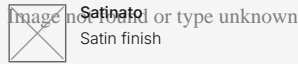
## Caratteristiche



**Novità**  
New



**Gradi di detrazione**  
Shade variation



**Satinato**  
Satin finish

## Packaging icon



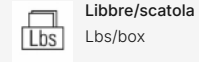
**Pezzo/m2**  
Piece/sqm



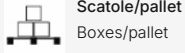
**Pezzi/scatola**  
Pieces/box



**Kg/scatola**  
Kg/box



**Libbre/scatola**  
Lbs/box



**Scatole/pallet**  
Boxes/pallet

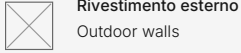


**M2/scatola**  
sqm/box

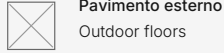


**M2/pallet**  
Sqm/pallet

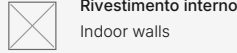
## Icons of uses



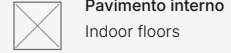
**Rivestimento esterno**  
Outdoor walls



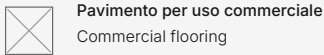
**Pavimento esterno**  
Outdoor floors



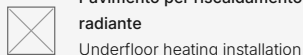
**Rivestimento interno**  
Indoor walls



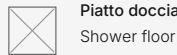
**Pavimento interno**  
Indoor floors



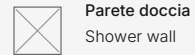
**Pavimento per uso commerciale**  
Commercial flooring



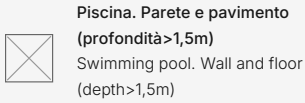
**Pavimento per riscaldamento radiante**  
Underfloor heating installation



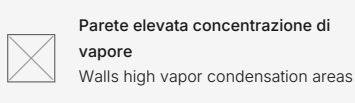
**Piatto doccia**  
Shower floor



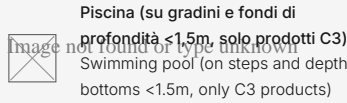
**Parete doccia**  
Shower wall



**Piscina. Parete e pavimento (profondità > 1,5m)**  
Swimming pool. Wall and floor (depth > 1,5m)



**Parete elevata concentrazione di vapore**  
Walls high vapor condensation areas



**Piscina (su gradini e fondi di profondità < 1,5m, solo prodotti C3)**  
Swimming pool (on steps and depth bottoms < 1.5m, only C3 products)

## ATTENTION

Seguire attentamente queste istruzioni per garantire un posizionamento corretto.

- L'installazione deve essere eseguita da personale qualificato.
- Prima della posa, assicurarsi che il materiale sia in perfette condizioni. Controllare tinte, finiture e calibri, in quanto DUNE non accetterà reclami o resi di materiali già posati.
- Prima di ogni fase, testare in un unico pezzo tutti i materiali e gli strumenti da utilizzare e valutare la finitura finale del test. Nel caso in cui non si ottenesse la finitura desiderata, non procedere con l'installazione e consultare il nostro team di vendita.
- Nei luoghi di pubblico concorso, le piastrelle devono rispettare i requisiti di scivolosità del Codice Tecnico dell'Edilizia.
- Questo documento è puramente commerciale e non può essere utilizzato in alcuna procedura giudiziaria o amministrativa, né come perizia né come prova documentale, se non espressamente autorizzato da DUNE CERÁMICA S.L.

### Tabla de adhesivos / Adhesives Table

	<b>Cemento cola C1</b> C1 concrete glue	<b>Cemento cola C2</b> C2 concrete glue	<b>Adhesivo epoxidico</b> Epozi adhesive
<b>KERAKOLL</b>	<b>ESPECIAL ECO</b>	<b>H 40 ECO FLEX</b>	<b>SUPERFLEX ECO</b>
<b>MAPEI</b>	<b>TIXOBOND</b>	<b>KERAFLEX MAXI S-1</b>	<b>KERALASTIC T</b>

	<b>Mortero adhesivo látex</b> Latex adhesive mortar
<b>LATICRETE</b>	<b>Mortar 211</b> + Laticrete 4237

**Productos de tratamiento / Treatment products**

	<b>Código</b> Code	<b>Descripción</b> Description	<b>Código PHP recomendado</b> Recommended retail price
<b>CRISTAL</b> GLASS	185463	ANTIGLISS	D787
<b>PIEDRA</b> STONE	184507	CERA LIQUIDA PROTECTORA LIQUID PROTECTIVE WAX	D945
	184508	SELLADOR ANTIMANCHAS STAIN-PROF SEALER	D969

**Tabla de pastas de rejuntar / Grouting pastes table**

	<b>Pasta de rejuntar cementosa</b> Cement grouting material	<b>Pasta de rejuntar epoxi</b> Epoxy grouting material
<b>KERAKOLL</b>	FUGABELLA ECO PORCELANA	FUGALITE
<b>MAPEI</b>	KERACOLOR FF	KERAPOXY
<b>LATICRETE</b>	LATICRETE serie 1600	-

