



187862N FLAT WHITE MATT

8mm 7,5x30 cm./3x11.8in. • M874

Información Técnica / Technical Information

Icona	Test	Norma	Risultato
	DIMENSIONS	UNE EN ISO 10545-2	± 0,5%
	WATER ABSORPTION	UNE EN ISO 10545-3	E > 10%
	CHEMICAL RESISTANCE	UNE EN ISO 10545-13	GA
	FLATNESS	UNE EN ISO 10545-2	± 0,5%
	SCRATCH HARDNESS	UNE EN 67-101	4
	CRAZING RESISTANCE	UNE EN ISO 10545-11	CUMPLE / ACCOMPLISH
	RESISTANCE TO STAINS	UNE EN ISO 10545-14	5
	BREAKING STRENGTH	UNE EN ISO 10545-4:9	>12 N/MM2
	BREAKING STRENGTH	UNE EN ISO 10545-4	>600 N

Embalaje / Packing

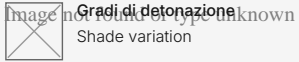
44.44	22	7.92	17.46	125	0.5	61.88

Usos / Uses

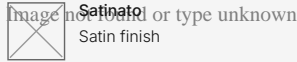
NO	NO	✓	NO	NO	NO	NO	✓	NO	✓	NO	

C = CONSULTAR / CONSULT

Caratteristiche



Gradi di detonazione
Shade variation

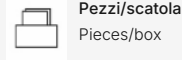


Satinato
Satin finish

Packaging icon



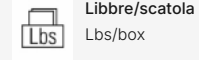
Pezzo/m2
Piece/sqm



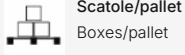
Pezzi/scatola
Pieces/box



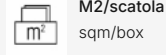
Kg/scatola
Kg/box



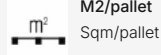
Libbre/scatola
Lbs/box



Scatole/pallet
Boxes/pallet

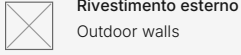


M2/scatola
sqm/box

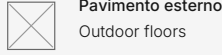


M2/pallet
Sqm/pallet

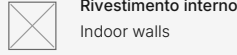
Icons of uses



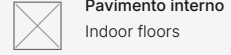
Rivestimento esterno
Outdoor walls



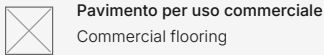
Pavimento esterno
Outdoor floors



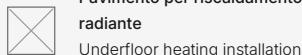
Rivestimento interno
Indoor walls



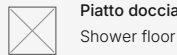
Pavimento interno
Indoor floors



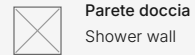
Pavimento per uso commerciale
Commercial flooring



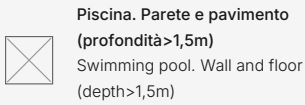
Pavimento per riscaldamento
radiante
Underfloor heating installation



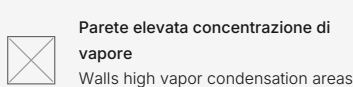
Piatto doccia
Shower floor



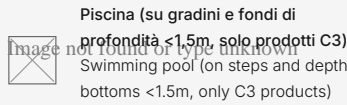
Parete doccia
Shower wall



Piscina. Parete e pavimento
(profondità >1,5m)
Swimming pool. Wall and floor
(depth >1,5m)



Parete elevata concentrazione di
vapore
Walls high vapor condensation areas



Piscina (su gradini e fondi di
profondità <1,5m, solo prodotti C3)
Swimming pool (on steps and depth
bottoms <1,5m, only C3 products)

ATTENTION

Seguire attentamente queste istruzioni per garantire un posizionamento corretto.

- L'installazione deve essere eseguita da personale qualificato.
- Prima della posa, assicurarsi che il materiale sia in perfette condizioni. Controllare tinte, finiture e calibri, in quanto DUNE non accetterà reclami o resi di materiali già posati.
- Prima di ogni fase, testare in un unico pezzo tutti i materiali e gli strumenti da utilizzare e valutare la finitura finale del test. Nel caso in cui non si ottenesse la finitura desiderata, non procedere con l'installazione e consultare il nostro team di vendita.
- Nei luoghi di pubblico concorso, le piastrelle devono rispettare i requisiti di scivolosità del Codice Tecnico dell'Edilizia.
- Questo documento è puramente commerciale e non può essere utilizzato in alcuna procedura giudiziaria o amministrativa, né come perizia né come prova documentale, se non espressamente autorizzato da DUNE CERÁMICA S.L.

Tabla de adhesivos / Adhesives Table

	Cemento cola C1 C1 concrete glue	Cemento cola C2 C2 concrete glue	Adhesivo epoxidico Epozi adhesive
KERAKOLL	ESPECIAL ECO	H 40 ECO FLEX	SUPERFLEX ECO
MAPEI	TIXOBOND	KERAFLEX MAXI S-1	KERALASTIC T

	Mortero adhesivo látex Latex adhesive mortar
LATICRETE	Mortar 211 + Laticrete 4237

Productos de tratamiento / Treatment products

	Código Code	Descripción Description	Código PHP recomendado Recommended retail price
CRISTAL GLASS	185463	ANTIGLISS	D787
PIEDRA STONE	184507	CERA LIQUIDA PROTECTORA LIQUID PROTECTIVE WAX	D945
	184508	SELLADOR ANTIMANCHAS STAIN-PROF SEALER	D969

Tabla de pastas de rejuntar / Grouting pastes table

	Pasta de rejuntar cementosa Cement grouting material	Pasta de rejuntar epoxi Epoxy grouting material
KERAKOLL	FUGABELLA ECO PORCELANA	FUGALITE
MAPEI	KERACOLOR FF	KERAPOXY
LATICRETE	LATICRETE serie 1600	-

