



## 188713 MANILA

9mm 60x120 cm./23.6x47.2in. • D1100

### Información Técnica / Technical Information

| Icona | Test                        | Norma                | Risultato           |
|-------|-----------------------------|----------------------|---------------------|
|       | DIMENSIONS                  | UNE EN ISO 10545-2   | ± 0,6%              |
|       | WATER ABSORPTION            | UNE EN ISO 10545-3   | E ≤ 0.5%            |
|       | FLATNESS                    | UNE EN ISO 10545-2   | ± 0,5%              |
|       | CRAZING RESISTANCE          | UNE EN ISO 10545-11  | CUMPLE / ACCOMPLISH |
|       | BREAKING STRENGTH           | UNE EN ISO 10545-4:9 | >35 N/MM2           |
|       | FROST RESISTANCE            | UNE EN ISO 10545-12  | CUMPLE / ACCOMPLISH |
|       | RESISTANCE TO THERMAL SHOCK | UNE EN ISO 10545-9   | CUMPLE / ACCOMPLISH |

### Embalaje / Packing

|      |   |      |       |    |      |      |
|------|---|------|-------|----|------|------|
|      |   |      |       |    |      |      |
| 1.39 | 2 | 31.8 | 70.11 | 20 | 1.44 | 28.8 |

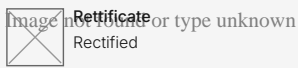
### Usos / Uses

|   |    |   |    |    |    |    |    |   |    |   |
|---|----|---|----|----|----|----|----|---|----|---|
|   |    |   |    |    |    |    |    |   |    |   |
| ✓ | NO | ✓ | NO | NO | NO | NO | NO | ✓ | NO | ✓ |


C = CONSULTAR / CONSULT

### Caratteristiche

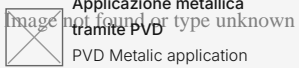
|               |  |                        |                           |
|---------------|--|------------------------|---------------------------|
|               |  |                        |                           |
| Novità<br>New | Gradi di detenzione<br>Shade variation | Lucido<br>Gloss finish | Porcellanato<br>Porcelain |



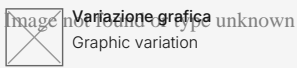
Rettificate  
Rectified



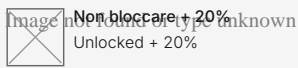
Levigato  
Polish



Applicazione metallica  
tramite PVD  
PVD Metallic application



Variazione grafica  
Graphic variation



Non bloccare + 20%  
Unlocked + 20%

## Packaging icon



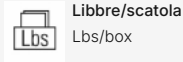
Pezzo/m2  
Piece/sqm



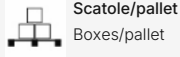
Pezzi/scatola  
Pieces/box



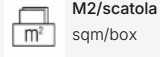
Kg/scatola  
Kg/box



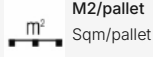
Libbre/scatola  
Lbs/box



Scatole/pallet  
Boxes/pallet

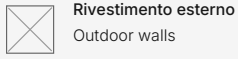


M2/scatola  
sqm/box

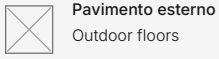


M2/pallet  
Sqm/pallet

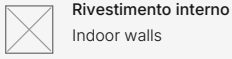
## Icons of uses



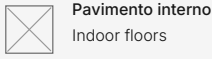
Rivestimento esterno  
Outdoor walls



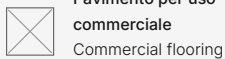
Pavimento esterno  
Outdoor floors



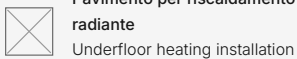
Rivestimento interno  
Indoor walls



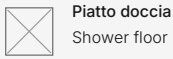
Pavimento interno  
Indoor floors



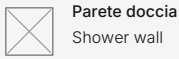
Pavimento per uso  
commerciale  
Commercial flooring



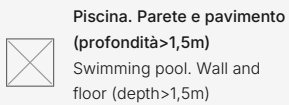
Pavimento per riscaldamento  
radiante  
Underfloor heating installation



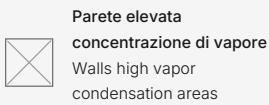
Piatto doccia  
Shower floor



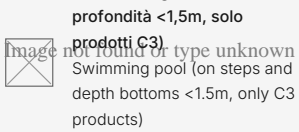
Parete doccia  
Shower wall



Piscina. Parete e pavimento  
(profondità > 1,5m)  
Swimming pool. Wall and  
floor (depth > 1,5m)



Parete elevata  
concentrazione di vapore  
Walls high vapor  
condensation areas



Piscina (su gradini e fondi di  
profondità < 1,5m, solo  
prodotti C3)  
Swimming pool (on steps and  
depth bottoms < 1.5m, only C3  
products)

## ATTENTION

Seguire attentamente queste istruzioni per garantire un posizionamento corretto.

- L'installazione deve essere eseguita da personale qualificato.
- Prima della posa, assicurarsi che il materiale sia in perfette condizioni. Controllare tinte, finiture e calibri, in quanto DUNE non accetterà reclami o resi di materiali già posati.
- Prima di ogni fase, testare in un unico pezzo tutti i materiali e gli strumenti da utilizzare e valutare la finitura finale del test. Nel caso in cui non si ottenesse la finitura desiderata, non procedere con l'installazione e consultare il nostro team di vendita.
- Nei luoghi di pubblico concorso, le piastrelle devono rispettare i requisiti di scivolosità del Codice Tecnico dell'Edilizia.
- Questo documento è puramente commerciale e non può essere utilizzato in alcuna procedura giudiziaria o amministrativa, né come perizia né come prova documentale, se non espressamente autorizzato da DUNE CERÁMICA S.L.

### Tabla de adhesivos / Adhesives Table

|          | Cemento cola C1<br>C1 concrete glue             | Cemento cola C2<br>C2 concrete glue | Adhesivo epoxidico<br>Epozi adhesive |
|----------|---|-------------------------------------|--------------------------------------|
| KERAKOLL | ESPECIAL ECO                                    | H 40 ECO FLEX                       | SUPERFLEX ECO                        |
| MAPEI    | TIXOBOND  | KERAFLEX MAXI S-1                   | KERALASTIC T                         |
|          | Mortero adhesivo látex<br>Latex adhesive mortar |                                     |                                      |

LATICRETE

Mortar 211  
+ Laticrete 4237

## Productos de tratamiento / Treatment products

|                         | Código<br>Code | Descripción<br>Description                       | Código PHP recomendado<br>Recommended retail price |
|-------------------------|----------------|--|--|
| <b>CRISTAL</b><br>GLASS | 185463         | ANTI GLISS                                       | D787   |
| <b>PIEDRA</b><br>STONE  | 184507         | CERA LIQUIDA PROTECTORA<br>LIQUID PROTECTIVE WAX | D945   |
|                         | 184508         | SELLADOR ANTIMANCHAS<br>STAIN-PROF SEALER        | D969   |

## Tabla de pastas de rejuntar / Grouting pastes table

|                  | Pasta de rejuntar cementosa<br>Cement grouting material | Pasta de rejuntar epoxi<br>Epoxy grouting material |
|------------------|---|--|
| <b>KERAKOLL</b>  | FUGABELLA ECO PORCELANA                                 | FUGALITE   |
| <b>MAPEI</b>     | KERACOLOR FF  | KERAPOXY   |
| <b>LATICRETE</b> | LATICRETE serie 1600                                    | -  |

