



## 188081 ARCO MENTA

8mm 15x15 cm./5.9x5.9in. • M895

### Información Técnica / Technical Information

Icona	Test	Norma	Risultato
	DIMENSIONS	UNE EN ISO 10545-2	± 0,5%
	WATER ABSORPTION	UNE EN ISO 10545-3	E > 10%
	CHEMICAL RESISTANCE	UNE EN ISO 10545-13	A
	FLATNESS	UNE EN ISO 10545-2	± 0,5%
	CRAZING RESISTANCE	UNE EN ISO 10545-11	CUMPLE / ACCOMPLISH
	RESISTANCE TO STAINS	UNE EN ISO 10545-14	5
	BREAKING STRENGTH	UNE EN ISO 10545-4:9	>12 N/MM2
	BREAKING STRENGTH	UNE EN ISO 10545-4	>600 N

### Embalaje / Packing

44.44	36	11.88	26.19	60	0.81	48.61

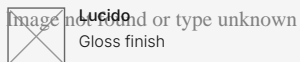
### Usos / Uses

NO	NO	✓	NO	NO	NO	NO	✓	NO	✓	NO

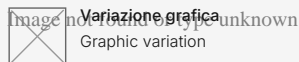
C = CONSULTAR / CONSULT



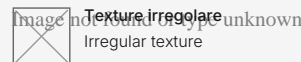
Gradi di detonazione  
Shade variation



Lucido  
Gloss finish



Variazione grafica  
Graphic variation



Texture irregolare  
Irregular texture

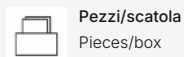


Caras  
Faces

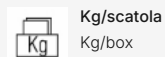
## Packaging icon



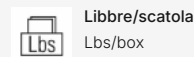
Pezzo/m2  
Piece/sqm



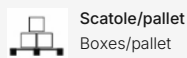
Pezzi/scatola  
Pieces/box



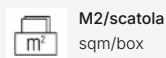
Kg/scatola  
Kg/box



Libbre/scatola  
Lbs/box



Scatole/pallet  
Boxes/pallet

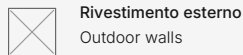


M2/scatola  
sqm/box

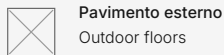


M2/pallet  
Sqm/pallet

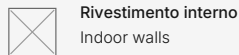
## Icons of uses



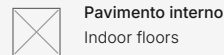
Rivestimento esterno  
Outdoor walls



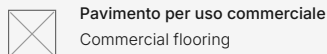
Pavimento esterno  
Outdoor floors



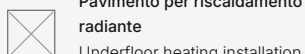
Rivestimento interno  
Indoor walls



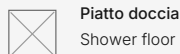
Pavimento interno  
Indoor floors



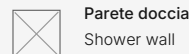
Pavimento per uso commerciale  
Commercial flooring



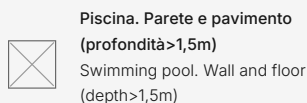
Pavimento per riscaldamento radiante  
Underfloor heating installation



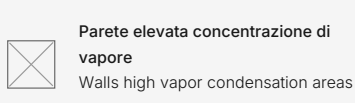
Piatto doccia  
Shower floor



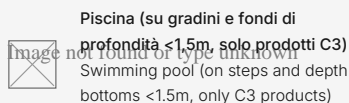
Parete doccia  
Shower wall



Piscina. Parete e pavimento (profondità >1,5m)  
Swimming pool. Wall and floor (depth >1,5m)



Parete elevata concentrazione di vapore  
Walls high vapor condensation areas



Piscina (su gradini e fondi di profondità <1,5m, solo prodotti C3)  
Swimming pool (on steps and depth bottoms <1.5m, only C3 products)

## ATTENTION

Seguire attentamente queste istruzioni per garantire un posizionamento corretto.

- L'installazione deve essere eseguita da personale qualificato.
- Prima della posa, assicurarsi che il materiale sia in perfette condizioni. Controllare tinte, finiture e calibri, in quanto DUNE non accetterà reclami o resi di materiali già posati.
- Prima di ogni fase, testare in un unico pezzo tutti i materiali e gli strumenti da utilizzare e valutare la finitura finale del test. Nel caso in cui non si ottenesse la finitura desiderata, non procedere con l'installazione e consultare il nostro team di vendita.
- Nei luoghi di pubblico concorso, le piastrelle devono rispettare i requisiti di scivolosità del Codice Tecnico dell'Edilizia.
- Questo documento è puramente commerciale e non può essere utilizzato in alcuna procedura giudiziaria o amministrativa, né come perizia né come prova documentale, se non espressamente autorizzato da DUNE CERÁMICA S.L.

### Tabla de adhesivos / Adhesives Table

	Cemento cola C1 C1 concrete glue	Cemento cola C2 C2 concrete glue	Adhesivo epoxidico Epozi adhesive
KERAKOLL	ESPECIAL ECO	H 40 ECO FLEX	SUPERFLEX ECO
MAPEI	TIXOBOND	KERAFLEX MAXI S-1	KERALASTIC T

### Mortero adhesivo látex

Latex adhesive mortar

LATICRETE

Mortar 211  
+ Laticrete 4237

## Productos de tratamiento / Treatment products

	Código Code	Descripción Description	Código PHP recomendado Recommended retail price
<b>CRISTAL</b> GLASS	185463	ANTI GLISS	D787
<b>PIEDRA</b> STONE	184507	CERA LIQUIDA PROTECTORA LIQUID PROTECTIVE WAX	D945
	184508	SELLADOR ANTIMANCHAS STAIN-PROF SEALER	D969

## Tabla de pastas de rejuntar / Grouting pastes table

	Pasta de rejuntar cementosa Cement grouting material	Pasta de rejuntar epoxi Epoxy grouting material
<b>KERAKOLL</b>	FUGABELLA ECO PORCELANA	FUGALITE
<b>MAPEI</b>	KERACOLOR FF	KERAPOXY
<b>LATICRETE</b>	LATICRETE serie 1600	-

