



188827 TAHITI TURQUOISE

GLOSSY

8mm 14,7x14,7 cm./5.8x5.8in. • M967

Información Técnica / Technical Information

Icon	Test	Standard	Result
	WATER ABSORPTION	UNE EN ISO 10545-3	E <= 0.5%
	RESISTANCE TO SURFACE ABRASION	UNE EN ISO 10545-7	CLASE 3 / CLASS 3
	SCRATCH HARDNESS	UNE EN 67-101	5
	CRAZING RESISTANCE	UNE EN ISO 10545-11	CUMPLE / ACCOMPLISH
	RESISTANCE TO STAINS	UNE EN ISO 10545-14	5
	CHEMICAL RESISTANCE SWIMMING-POOL	UNE EN ISO 10545-13	A
	BREAKING STRENGTH	UNE EN ISO 10545-4:9	>35 N/MM2
	FROST RESISTANCE	UNE EN ISO 10545-12	CUMPLE / ACCOMPLISH
	BREAKING STRENGTH	UNE EN ISO 10545-4	>1300 N

Embalaje / Packing


46.28	44	15.4	33.95	70	0.95	66.55

Usos / Uses

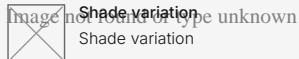
✓	NO	✓	✓	✓	✓	NO	✓	✓	✓	NO

C = CONSULTAR / CONSULT

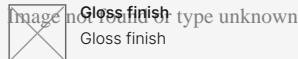
Characteristics



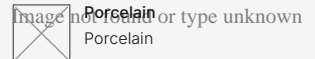
New
New



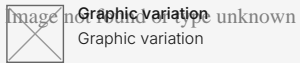
Shade variation
Shade variation



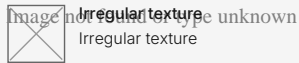
Gloss finish
Gloss finish



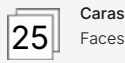
Porcelain
Porcelain



Graphic variation
Graphic variation



Irregular texture
Irregular texture



Caras
Faces

Packaging icon



Pieza/m2
Piece/sqm



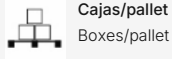
Piezas/caja
Pieces/box



Kg/caja
Kg/box



Libras/caja
Lbs/box



Cajas/pallet
Boxes/pallet

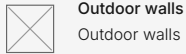


M2/caja
sqm/box

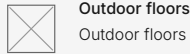


M2/pallet
Sqm/pallet

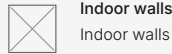
Icons of uses



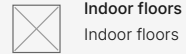
Outdoor walls
Outdoor walls



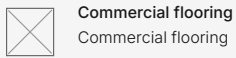
Outdoor floors
Outdoor floors



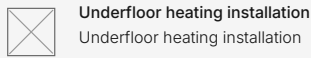
Indoor walls
Indoor walls



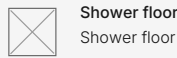
Indoor floors
Indoor floors



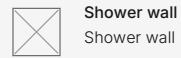
Commercial flooring
Commercial flooring



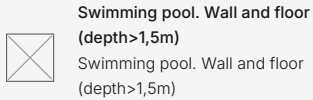
Underfloor heating installation
Underfloor heating installation



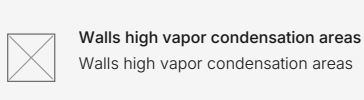
Shower floor
Shower floor



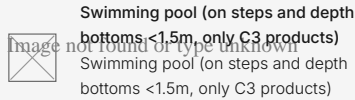
Shower wall
Shower wall



Swimming pool. Wall and floor (depth>1,5m)
Swimming pool. Wall and floor (depth>1,5m)



Walls high vapor condensation areas
Walls high vapor condensation areas



Swimming pool (on steps and depth bottoms <1,5m, only C3 products)
Swimming pool (on steps and depth bottoms <1,5m, only C3 products)

ATTENTION

Carefully follow these instructions to ensure correct installation.

- Installation should be carried out by a qualified professional.
- Before installing ensure that the material is in perfect condition. Make sure you check the colours, finishes and thicknesses because DUNE will not accept any claims or returns of material after it has been installed.
- Before each stage, on one part test all of the materials and tools to be used and evaluate the final finish of the test. Should you fail to achieve the desired results do not continue with the installation, and consult our sales team.
- In public places materials must comply with the slipperiness requirements of the Spanish Technical Building Code.
- This document is purely commercial and may not be used in any legal or administrative proceedings, neither as an expert opinion nor as documentary evidence, unless expressly authorized by DUNE CERÁMICA S.L.

Tabla de adhesivos / Adhesives Table

	Cemento cola C1 C1 concrete glue	Cemento cola C2 C2 concrete glue	Adhesivo epoxidico Epozi adhesive
KERAKOLL	ESPECIAL ECO	H 40 ECO FLEX	SUPERFLEX ECO
MAPEI	TIXOBOND	KERAFLEX MAXI S-1	KERALASTIC T

Mortero adhesivo látex

Latex adhesive mortar

LATICRETE**Mortar 211
+ Laticrete 4237****Productos de tratamiento / Treatment products**

	Código Code	Descripción Description	Código PHP recomendado Recommended retail price
CRISTAL GLASS	185463	ANTI GLISS	D787
PIEDRA STONE	184507	CERA LIQUIDA PROTECTORA LIQUID PROTECTIVE WAX	D945
	184508	SELLADOR ANTIMANCHAS STAIN-PROF SEALER	D969

Tabla de pastas de rejuntar / Grouting pastes table

	Pasta de rejuntar cementosa Cement grouting material	Pasta de rejuntar epoxi Epoxy grouting material
KERAKOLL	FUGABELLA ECO PORCELANA	FUGALITE
MAPEI	KERACOLOR FF	KERAPOXY
LATICRETE	LATICRETE serie 1600	-

