



## 188715 MOSAICO LIGHT

### CALACATTA DUO

9mm 27x28 cm./10.6x11in. • D541

#### Información Técnica / Technical Information

Icon	Test	Standard	Result
	WATER ABSORPTION	UNE EN ISO 10545-3	E <= 0.5%
	FLATNESS	UNE EN ISO 10545-2	± 0,5%
	CRAZING RESISTANCE	UNE EN ISO 10545-11	CUMPLE / ACCOMPLISH
	RESISTANCE TO STAINS	UNE EN ISO 10545-14	5
	CHEMICAL RESISTANCE SWIMMING-POOL	UNE EN ISO 10545-13	GA
	BREAKING STRENGTH	UNE EN ISO 10545-4:9	>35 N/MM2
	RESISTANCE TO THERMAL SHOCK	UNE EN ISO 10545-9	CUMPLE / ACCOMPLISH

#### Embalaje / Packing

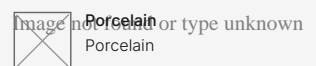
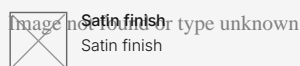
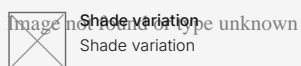

12.76	10	15.05	33.18	54	0.78	42.34

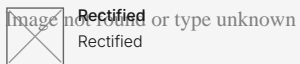
#### Usos / Uses

✓	NO	✓	✓	✓	✓	NO	✓	✓	✓	NO

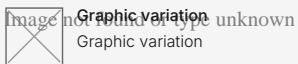
C = CONSULTAR / CONSULT

#### Characteristics





Rectified  
Rectified

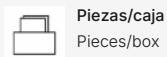


Graphic variation  
Graphic variation

## Packaging icon



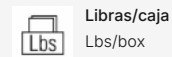
Pieza/m2  
Piece/sqm



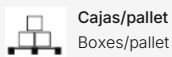
Piezas/caja  
Pieces/box



Kg/caja  
Kg/box



Libras/caja  
Lbs/box



Cajas/pallet  
Boxes/pallet

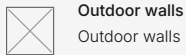


M2/caja  
sqm/box

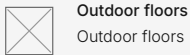


M2/pallet  
Sqm/pallet

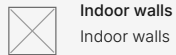
## Icons of uses



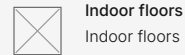
Outdoor walls  
Outdoor walls



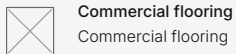
Outdoor floors  
Outdoor floors



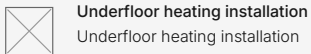
Indoor walls  
Indoor walls



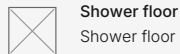
Indoor floors  
Indoor floors



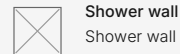
Commercial flooring  
Commercial flooring



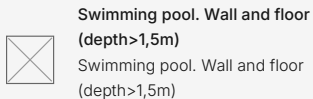
Underfloor heating installation  
Underfloor heating installation



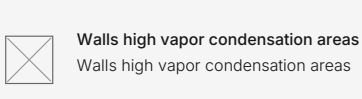
Shower floor  
Shower floor



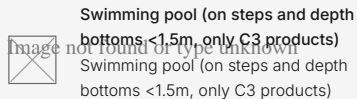
Shower wall  
Shower wall



Swimming pool. Wall and floor  
(depth>1,5m)  
Swimming pool. Wall and floor  
(depth>1,5m)



Walls high vapor condensation areas  
Walls high vapor condensation areas



Swimming pool (on steps and depth  
bottoms <1,5m, only C3 products)  
Swimming pool (on steps and depth  
bottoms <1,5m, only C3 products)

## ATTENTION

Carefully follow these instructions to ensure correct installation.

- Installation should be carried out by a qualified professional.
- Before installing ensure that the material is in perfect condition. Make sure you check the colours, finishes and thicknesses because DUNE will not accept any claims or returns of material after it has been installed.
- Before each stage, on one part test all of the materials and tools to be used and evaluate the final finish of the test. Should you fail to achieve the desired results do not continue with the installation, and consult our sales team.
- In public places materials must comply with the slipperiness requirements of the Spanish Technical Building Code.
- This document is purely commercial and may not be used in any legal or administrative proceedings, neither as an expert opinion nor as documentary evidence, unless expressly authorized by DUNE CERÁMICA S.L.

### Tabla de adhesivos / Adhesives Table

	Cemento cola C1 C1 concrete glue	Cemento cola C2 C2 concrete glue	Adhesivo epoxidico Epozi adhesive
KERAKOLL	ESPECIAL ECO	H 40 ECO FLEX	SUPERFLEX ECO
MAPEI	TIXOBOND	KERAFLEX MAXI S-1	KERALASTIC T

### Mortero adhesivo látex

Latex adhesive mortar

LATICRETE

Mortar 211  
+ Laticrete 4237

**Productos de tratamiento / Treatment products**

	<b>Código</b> Code	<b>Descripción</b> Description	<b>Código PHP recomendado</b> Recommended retail price
<b>CRISTAL</b> GLASS	185463	ANTIGLISS	D787
<b>PIEDRA</b> STONE	184507	CERA LIQUIDA PROTECTORA LIQUID PROTECTIVE WAX	D945
	184508	SELLADOR ANTIMANCHAS STAIN-PROF SEALER	D969

**Tabla de pastas de rejuntar / Grouting pastes table**

	<b>Pasta de rejuntar cementosa</b> Cement grouting material	<b>Pasta de rejuntar epoxi</b> Epoxy grouting material
<b>KERAKOLL</b>	FUGABELLA ECO PORCELANA	FUGALITE
<b>MAPEI</b>	KERACOLOR FF	KERAPOXY
<b>LATICRETE</b>	LATICRETE serie 1600	-

