










## 187765 FORMA NERO MATE

8mm 12x14 cm./4.7x5.5in. • M894


### Información Técnica / Technical Information

Icon	Test	Standard	Result
	DIMENSIONS	UNE EN ISO 10545-2	± 0,5%
	WATER ABSORPTION	UNE EN ISO 10545-3	E > 10%
	CHEMICAL RESISTANCE	UNE EN ISO 10545-13	GLA
	FLATNESS	UNE EN ISO 10545-2	± 0,5%
	CRAZING RESISTANCE	UNE EN ISO 10545-11	CUMPLE / ACCOMPLISH
	RESISTANCE TO STAINS	UNE EN ISO 10545-14	5
	CHEMICAL RESISTANCE SWIMMING-POOL	UNE EN ISO 10545-13	GA
	BREAKING STRENGTH	UNE EN ISO 10545-4:9	>15 N/MM2
	FROST RESISTANCE	UNE EN ISO 10545-12	NO CUMPLE
	RESISTANCE TO THERMAL SHOCK	UNE EN ISO 10545-9	CUMPLE / ACCOMPLISH

## Embalaje / Packing


						
59.52	35	7.88	17.36	108	0.59	63.5


## Usos / Uses

											
NO	NO	✓	NO	NO	NO	NO	✓	NO	✓	NO	NO


C = CONSULTAR / CONSULT


## Characteristics

 Shade variation  
Shade variation


 Matt finish  
Matt finish


## Packaging icon

 Pieza/m2  
Piece/sqm

 Piezas/caja  
Pieces/box

 Kg/caja  
Kg/box


 Libras/caja  
Lbs/box


 Cajas/pallet  
Boxes/pallet


 M2/caja  
sqm/box


 M2/pallet  
Sqm/pallet


## Icons of uses


 Outdoor walls  
Outdoor walls


 Outdoor floors  
Outdoor floors


 Indoor walls  
Indoor walls


 Indoor floors  
Indoor floors


 Commercial flooring  
Commercial flooring


 Underfloor heating installation  
Underfloor heating installation

 Shower floor  
Shower floor

 Shower wall  
Shower wall

 Swimming pool. Wall and floor  
(depth>1,5m)  
Swimming pool. Wall and floor  
(depth>1,5m)

 Walls high vapor condensation areas  
Walls high vapor condensation areas

 Swimming pool (on steps and depth  
bottoms <1.5m, only C3 products)  
Swimming pool (on steps and depth  
bottoms <1.5m, only C3 products)

## ATTENTION

Carefully follow these instructions to ensure correct installation.

- Installation should be carried out by a qualified professional.
- Before installing ensure that the material is in perfect condition. Make sure you check the colours, finishes and thicknesses because DUNE will not accept any claims or returns of material after it has been installed.
- Before each stage, on one part test all of the materials and tools to be used and evaluate the final finish of the test. Should you fail to achieve the desired results do not continue with the installation, and consult our sales team.
- In public places materials must comply with the slipperiness requirements of the Spanish Technical Building Code.
- This document is purely commercial and may not be used in any legal or administrative proceedings, neither as an expert opinion nor as documentary evidence, unless expressly authorized by DUNE CERÁMICA S.L.

**Tabla de adhesivos / Adhesives Table**

	<b>Cemento cola C1</b> C1 concrete glue	<b>Cemento cola C2</b> C2 concrete glue	<b>Adhesivo epoxidico</b> Epozi adhesive
<b>KERAKOLL</b>	ESPECIAL ECO	H 40 ECO FLEX	SUPERFLEX ECO
<b>MAPEI</b>	TIXOBOND	KERAFLEX MAXI S-1	KERALASTIC T
	<b>Mortero adhesivo látex</b> Latex adhesive mortar		
<b>LATICRETE</b>	Mortar 211 + Laticrete 4237		

**Productos de tratamiento / Treatment products**

	<b>Código</b> Code	<b>Descripción</b> Description	<b>Código PHP recomendado</b> Recommended retail price
<b>CRISTAL</b> GLASS	185463	ANTIGLISS	D787
<b>PIEDRA</b> STONE	184507	CERA LIQUIDA PROTECTORA LIQUID PROTECTIVE WAX	D945
	184508	SELLADOR ANTIMANCHAS STAIN-PROF SEALER	D969

**Tabla de pastas de rejuntar / Grouting pastes table**

	<b>Pasta de rejuntar cementosa</b> Cement grouting material	<b>Pasta de rejuntar epoxi</b> Epoxy grouting material
<b>KERAKOLL</b>	FUGABELLA ECO PORCELANA	FUGALITE
<b>MAPEI</b>	KERACOLOR FF	KERAPOXY
<b>LATICRETE</b>	LATICRETE serie 1600	-

