













**188053 GIULIANA**

8mm 14,7x14,7 cm./5.8x5.8in. • M928

**Información Técnica / Technical Information**

Icon	Test	Standard	Result
	DIMENSIONS	UNE EN ISO 10545-2	± 0,5%
	WATER ABSORPTION	UNE EN ISO 10545-3	0.5% < E <= 3%
	RESISTANCE TO SURFACE ABRASION	UNE EN ISO 10545-7	CLASE 3 / CLASS 3
	CHEMICAL RESISTANCE	UNE EN ISO 10545-13	GLA
	FLATNESS	UNE EN ISO 10545-2	± 0,5%
	CRAZING RESISTANCE	UNE EN ISO 10545-11	CUMPLE / ACCOMPLISH
	RESISTANCE TO STAINS	UNE EN ISO 10545-14	5
	CHEMICAL RESISTANCE SWIMMING-POOL	UNE EN ISO 10545-13	GA
	SLIP RESISTANCE	UNE-EN 16165 Anexo C	CLASE 0 / CLASS 0
	BREAKING STRENGTH	UNE EN ISO 10545-4:9	>30 N/MM2
	FROST RESISTANCE	UNE EN ISO 10545-12	CUMPLE / ACCOMPLISH
	RESISTANCE TO THERMAL SHOCK	UNE EN ISO 10545-9	CUMPLE / ACCOMPLISH
	BREAKING STRENGTH	UNE EN ISO 10545-4	>1100 N

## Embalaje / Packing

46.28	44	15.4	33.95	70	0.95	66.55

## Usos / Uses

✓	NO	✓	✓	✓	✓	NO	✓	✓	✓	NO	NO

C = CONSULTAR / CONSULT

## Characteristics

Shade variation  
Shade variation

Gloss finish  
Gloss finish

Porcelain  
Porcelain

Irregular texture  
Irregular texture

Caras  
Faces

## Packaging icon

Pieza/m2  
Piece/sqm

Piezas/caja  
Pieces/box

Kg/caja  
Kg/box

Libras/caja  
Lbs/box

Cajas/pallet  
Boxes/pallet

M2/caja  
sqm/box

M2/pallet  
Sqm/pallet

## Icons of uses

Outdoor walls  
Outdoor walls

Outdoor floors  
Outdoor floors

Indoor walls  
Indoor walls

Indoor floors  
Indoor floors

Commercial flooring  
Commercial flooring

Underfloor heating installation  
Underfloor heating installation

Shower floor  
Shower floor

Shower wall  
Shower wall

Swimming pool. Wall and floor (depth>1,5m)  
Swimming pool. Wall and floor (depth>1,5m)

Walls high vapor condensation areas  
Walls high vapor condensation areas

Swimming pool (on steps and depth bottoms <1,5m, only C3 products)  
Swimming pool (on steps and depth bottoms <1,5m, only C3 products)

## ATTENTION

Carefully follow these instructions to ensure correct installation.

- Installation should be carried out by a qualified professional.
- Before installing ensure that the material is in perfect condition. Make sure you check the colours, finishes and thicknesses because DUNE will not accept any claims or returns of material after it has been installed.
- Before each stage, on one part test all of the materials and tools to be used and evaluate the final finish of the test. Should you fail to achieve the desired results do not continue with the installation, and consult our sales team.
- In public places materials must comply with the slipperiness requirements of the Spanish Technical Building Code.
- This document is purely commercial and may not be used in any legal or administrative proceedings, neither as an expert opinion nor as documentary evidence, unless expressly authorized by DUNE CERÁMICA S.L.

**Tabla de adhesivos / Adhesives Table**

	<b>Cemento cola C1</b> C1 concrete glue	<b>Cemento cola C2</b> C2 concrete glue	<b>Adhesivo epoxidico</b> Epozi adhesive
<b>KERAKOLL</b>	<b>ESPECIAL ECO</b>	<b>H 40 ECO FLEX</b>	<b>SUPERFLEX ECO</b>
<b>MAPEI</b>	<b>TIXOBOND</b>	<b>KERAFLEX MAXI S-1</b>	<b>KERALASTIC T</b>
	<b>Mortero adhesivo látex</b> Latex adhesive mortar		
<b>LATICRETE</b>	<b>Mortar 211</b> <b>+ Laticrete 4237</b>		

**Productos de tratamiento / Treatment products**

	<b>Código</b> Code	<b>Descripción</b> Description	<b>Código PHP recomendado</b> Recommended retail price
<b>CRISTAL</b> GLASS	185463	<b>ANTIGLISS</b>	D787
<b>PIEDRA</b> STONE	184507	<b>CERA LIQUIDA PROTECTORA</b> <b>LIQUID PROTECTIVE WAX</b>	D945
	184508	<b>SELLADOR ANTIMANCHAS</b> <b>STAIN-PROF SEALER</b>	D969

**Tabla de pastas de rejuntar / Grouting pastes table**

	<b>Pasta de rejuntar cementosa</b> Cement grouting material	<b>Pasta de rejuntar epoxi</b> Epoxy grouting material
<b>KERAKOLL</b>	<b>FUGABELLA ECO PORCELANA</b>	<b>FUGALITE</b>
<b>MAPEI</b>	<b>KERACOLOR FF</b>	<b>KERAPOXY</b>
<b>LATICRETE</b>	<b>LATICRETE serie 1600</b>	-

