



## 187978 RODAPIE SELENE








### DARK

9mm 8x90 cm./3.1x35.4in. • D260

#### Información Técnica / Technical Information

Icon	Test	Standard	Result
	WATER ABSORPTION	UNE EN ISO 10545-3	E <= 0.5%
	RESISTANCE TO SURFACE ABRASION	UNE EN ISO 10545-7	CLASE 2 / CLASS 2
	CHEMICAL RESISTANCE	UNE EN ISO 10545-13	GLB
	FLATNESS	UNE EN ISO 10545-2	± 0,5%
	CRAZING RESISTANCE	UNE EN ISO 10545-11	CUMPLE / ACCOMPLISH
	RESISTANCE TO STAINS	UNE EN ISO 10545-14	5
	SLIP RESISTANCE	UNE-EN 16165 Anexo C	CLASE 0 / CLASS 0
	BREAKING STRENGTH	UNE EN ISO 10545-4:9	>35 N/MM2
	FROST RESISTANCE	UNE EN ISO 10545-12	CUMPLE / ACCOMPLISH
	RESISTANCE TO THERMAL SHOCK	UNE EN ISO 10545-9	CUMPLE / ACCOMPLISH

## Embalaje / Packing

						
13.89	10	21.6	47.62	45	0.72	32.4

## Usos / Uses








										
✓	NO	✓	✓	✓	✓	NO	✓	NO	✓	NO

C = CONSULTAR / CONSULT

## Characteristics

 Shade variation Shade variation	 Gloss finish Gloss finish	 Porcelain Porcelain	 Rectified Rectified
 Polish Polish	 Graphic variation Graphic variation		

## Packaging icon

 Pieza/m2 Piece/sqm	 Piezas/caja Pieces/box	 Kg/caja Kg/box	 Libras/caja Lbs/box
 Cajas/pallet Boxes/pallet	 M2/caja sqm/box	 M2/pallet Sqm/pallet	

## Icons of uses

 Outdoor walls Outdoor walls	 Outdoor floors Outdoor floors	 Indoor walls Indoor walls	 Indoor floors Indoor floors
 Commercial flooring Commercial flooring	 Underfloor heating installation Underfloor heating installation	 Shower floor Shower floor	 Shower wall Shower wall
 Swimming pool. Wall and floor (depth>1,5m) Swimming pool. Wall and floor (depth>1,5m)	 Walls high vapor condensation areas Walls high vapor condensation areas	 Swimming pool (on steps and depth bottoms <1,5m, only C3 products) Swimming pool (on steps and depth bottoms <1,5m, only C3 products)	

## ATTENTION

Carefully follow these instructions to ensure correct installation.

- Installation should be carried out by a qualified professional.
- Before installing ensure that the material is in perfect condition. Make sure you check the colours, finishes and thicknesses because DUNE will not accept any claims or returns of material after it has been installed.
- Before each stage, on one part test all of the materials and tools to be used and evaluate the final finish of the test. Should you fail to achieve the desired results do not continue with the installation, and consult our sales team.
- In public places materials must comply with the slipperiness requirements of the Spanish Technical Building Code.
- This document is purely commercial and may not be used in any legal or administrative proceedings, neither as an expert opinion nor as documentary evidence, unless expressly authorized by DUNE CERÁMICA S.L.

**Tabla de adhesivos / Adhesives Table**

	<b>Cemento cola C1</b> C1 concrete glue	<b>Cemento cola C2</b> C2 concrete glue	<b>Adhesivo epoxidico</b> Epozi adhesive
<b>KERAKOLL</b>	<b>ESPECIAL ECO</b>	<b>H 40 ECO FLEX</b>	<b>SUPERFLEX ECO</b>
<b>MAPEI</b>	<b>TIXOBOND</b>	<b>KERAFLEX MAXI S-1</b>	<b>KERALASTIC T</b>
	<b>Mortero adhesivo látex</b> Latex adhesive mortar		
<b>LATICRETE</b>	<b>Mortar 211</b> + Laticrete 4237		

**Productos de tratamiento / Treatment products**

	<b>Código</b> Code	<b>Descripción</b> Description	<b>Código PHP recomendado</b> Recommended retail price
<b>CRISTAL</b> GLASS	185463	<b>ANTIGLISS</b>	D787
<b>PIEDRA</b> STONE	184507	<b>CERA LIQUIDA PROTECTORA</b> LIQUID PROTECTIVE WAX	D945
	184508	<b>SELLADOR ANTIMANCHAS</b> STAIN-PROF SEALER	D969

**Tabla de pastas de rejuntar / Grouting pastes table**

	<b>Pasta de rejuntar cementosa</b> Cement grouting material	<b>Pasta de rejuntar epoxi</b> Epoxy grouting material
<b>KERAKOLL</b>	<b>FUGABELLA ECO PORCELANA</b>	<b>FUGALITE</b>
<b>MAPEI</b>	<b>KERACOLOR FF</b>	<b>KERAPOXY</b>
<b>LATICRETE</b>	<b>LATICRETE serie 1600</b>	-

