



## 188259 TABARCA CIELO

9mm 7,5x23 cm./3x9.1in. • M917

### Información Técnica / Technical Information

Icon	Test	Standard	Result
	DIMENSIONS	UNE EN ISO 10545-2	± 0,5%
	WATER ABSORPTION	UNE EN ISO 10545-3	E > 10%
	CHEMICAL RESISTANCE	UNE EN ISO 10545-13	GA
	FLATNESS	UNE EN ISO 10545-2	± 0,5%
	CRAZING RESISTANCE	UNE EN ISO 10545-11	CUMPLE / ACCOMPLISH
	RESISTANCE TO STAINS	UNE EN ISO 10545-14	5
	BREAKING STRENGTH	UNE EN ISO 10545-4:9	>12 N/MM2
	RESISTANCE TO THERMAL SHOCK	UNE EN ISO 10545-9	CUMPLE / ACCOMPLISH

### Embalaje / Packing

57.97	28	7	15.43	120	0.48	57.96

### Usos / Uses

NO	NO	✓	NO	NO	NO	NO	✓	NO	✓	NO

C = CONSULTAR / CONSULT

## Characteristics



**Shade variation**  
Shade variation



**Gloss finish**  
Gloss finish



**Graphic variation**  
Graphic variation



**Irregular texture**  
Irregular texture



**Caras**  
Faces

## Packaging icon



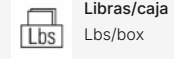
**Pieza/m2**  
Piece/sqm



**Piezas/caja**  
Pieces/box



**Kg/caja**  
Kg/box



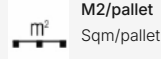
**Libras/caja**  
Lbs/box



**Cajas/pallet**  
Boxes/pallet

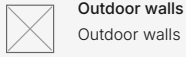


**M2/caja**  
sqm/box

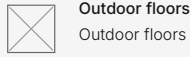


**M2/pallet**  
Sqm/pallet


## Icons of uses



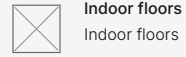
**Outdoor walls**  
Outdoor walls



**Outdoor floors**  
Outdoor floors



**Indoor walls**  
Indoor walls



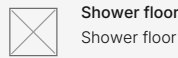
**Indoor floors**  
Indoor floors



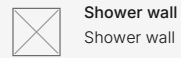
**Commercial flooring**  
Commercial flooring



**Underfloor heating installation**  
Underfloor heating installation



**Shower floor**  
Shower floor



**Shower wall**  
Shower wall



**Swimming pool. Wall and floor (depth>1,5m)**  
Swimming pool. Wall and floor (depth>1,5m)



**Walls high vapor condensation areas**  
Walls high vapor condensation areas



**Swimming pool (on steps and depth bottoms <1,5m, only C3 products)**  
Swimming pool (on steps and depth bottoms <1,5m, only C3 products)

## ATTENTION

Carefully follow these instructions to ensure correct installation.

- Installation should be carried out by a qualified professional.
- Before installing ensure that the material is in perfect condition. Make sure you check the colours, finishes and thicknesses because DUNE will not accept any claims or returns of material after it has been installed.
- Before each stage, on one part test all of the materials and tools to be used and evaluate the final finish of the test. Should you fail to achieve the desired results do not continue with the installation, and consult our sales team.
- In public places materials must comply with the slipperiness requirements of the Spanish Technical Building Code.
- This document is purely commercial and may not be used in any legal or administrative proceedings, neither as an expert opinion nor as documentary evidence, unless expressly authorized by DUNE CERÁMICA S.L.

### Tabla de adhesivos / Adhesives Table

	<b>Cemento cola C1</b> C1 concrete glue	<b>Cemento cola C2</b> C2 concrete glue	<b>Adhesivo epoxídico</b> Epozi adhesive
<b>KERAKOLL</b>	<b>ESPECIAL ECO</b>	<b>H 40 ECO FLEX</b>	<b>SUPERFLEX ECO</b>
<b>MAPEI</b>	<b>TIXOBOND</b>	<b>KERAFLEX MAXI S-1</b>	<b>KERALASTIC T</b>

### Mortero adhesivo látex

Latex adhesive mortar

LATICRETE

Mortar 211  
+ Laticrete 4237

## Productos de tratamiento / Treatment products

	Código Code	Descripción Description	Código PHP recomendado Recommended retail price
<b>CRISTAL</b> GLASS	185463	ANTI GLISS	D787
<b>PIEDRA</b> STONE	184507	CERA LIQUIDA PROTECTORA LIQUID PROTECTIVE WAX	D945
	184508	SELLADOR ANTIMANCHAS STAIN-PROF SEALER	D969

## Tabla de pastas de rejuntar / Grouting pastes table

	Pasta de rejuntar cementosa Cement grouting material	Pasta de rejuntar epoxi Epoxy grouting material
<b>KERAKOLL</b>	FUGABELLA ECO PORCELANA	FUGALITE
<b>MAPEI</b>	KERACOLOR FF	KERAPOXY
<b>LATICRETE</b>	LATICRETE serie 1600	-

